

Curriculum Overview

Subject: Art

Year Group: 8









Students work through an extended project over the year on the theme of “Environment”. Over approximately 39 hours, the students are assessed on their primary and secondary source observation and recording skills and techniques that reinforce the formal elements of line, tone, texture and form. Next, they have opportunities to explore a wider range of 2D methods revisiting any prior knowledge of mark making and mixing media. Students then have the opportunity to choose a world environment and explore secondary sources to create mood boards to inspire their own ideas. They extend this to review and refine ideas to create an independent 2D or 3D outcome. Students revisit the importance of studying artists and responding to their work. Moving from this, they then explore a further range of Art techniques to develop and inspire their ideas towards a final outcome that realise their intentions. The QPG is a scaffold that has the GCSE marking criteria as its foundation. This is used to assess progress, level of skill, understanding and ability.

TERM 1	TERM 2	TERM 3
KNOWLEDGE/SKILLS <ul style="list-style-type: none"> Observational studies of objects from the surrounding environment from primary and secondary source using and evaluating a wider range of 2D techniques, surfaces and mixed media. Exploring world environments and producing mood boards as a drawing source. Developing and refining ideas towards a world environment inspired final outcome. Creating a final outcome. 	KNOWLEDGE/SKILLS <ul style="list-style-type: none"> Reinforcement of the importance of artist studies. Contextual studies of recycling environment and urban environment artists. Responding to artist’s work. Exploring a wider range of 2D and 3D materials. Investigating Art techniques of cropping and abstraction. 	KNOWLEDGE/SKILLS <ul style="list-style-type: none"> Focus on the skill of planning and developing a final personal outcome. Refining and reviewing ideas toward a final piece. Producing a personal final outcome.
KEY ASSESSMENTS Half term 1: Assessment of recording skills QPG AO3 Half term 2: Assessment of presentation QPG AO2 and AO4	KEY ASSESSMENTS Half term 1: Assessment of artist studies QPG AO4 Half term 2: Assessment of refining and using other art presentation techniques QPG AO2	KEY ASSESSMENTS Half term 1: Assessment of developing reviewing and refining ideas towards a final outcome QPG AO1 and AO2 Half term 2: Assessment of final outcome QPG AO4

Extended reading suggestions and external resources:

- www.tate.org
- www.nationalgallery.org.uk
- www.maggisquire.com
- www.banksy.co.uk

Art Year 8 Assessment Criteria

Assessment Objectives				
AO1 Develop ideas through investigations demonstrating a critical understanding of sources. AO2 Record ideas, observations and insights relevant to intentions as work progresses. AO3 Refine work by exploring ideas, selecting and experimenting with appropriate media, materials, techniques and processes. AO4 Present a personal and meaningful response that realises intentions and demonstrates understanding of visual language				
	 Bronze 	 Silver 	Gold 	Platinum 
Present AO 4 Present	<p>I can discuss my own and other's work and think about how I might improve and adapt my ideas. I can produce and present a final outcome but need help to show evidence of my journey there</p>	<p>I can evaluate my own and other's work showing I know what is being communicated. I can use this to make changes to my ideas I can independently produce and present a final outcome but I need guidance on how to show my journey there.</p>	<p>I can explain reasons for the purpose and meaning of my own and other's work. I can use my opinions to develop and adapt my own work. I can independently produce and present a final outcome and show a journey of how arrived there.</p>	<p>I understand the purposes of mine and other's work and recognise any influences that impact the work. I can use this to develop and adapt my work I can independently produce and present a final outcome that shows a clear journey of development.</p>
Record AO3	<p>The recordings I make show that I am developing my use of lines, tones, textures and 3D shape but I need practise I can make basic notes about my work as it progresses I can copy the work of artists relevant to the project and collect information about how and why they do their work</p>	<p>The recordings I make show some accurate use of lines, tones, textures and 3D shapes. My written notes support my ideas and how my work is developing I can think about how and why relevant artists do their work and begin to relate their style or techniques to my own work.</p>	<p>My recordings show accurate use of lines, tones, textures and 3D shapes. My written notes explain my ideas and use some subject specific vocabulary. I can research and understand how and why relevant artists do their work and explain how their style or techniques influence my work.</p>	<p>My recordings show skilful accuracy and effective use of lines, tones, textures and 3D effects and shapes My written notes explain clear ideas with good use of specific vocabulary. I can select, organise and present relevant information from artist research knowing how and why they do their work. I can clearly show how this influences my own ideas.</p>

<p style="text-align: center;">Refine AO2</p>	<p>I am using lots of different materials and have some control on how to use them successfully I am beginning to understand how to explore my ideas and can make some changes with help</p>	<p>I can successfully control lots of different materials and my skills are developing I understand how to explore my ideas and can think of some ways to make changes</p>	<p>I can successfully control a wider range of materials and control them with a strong level of skill I can confidently explore my ideas and can make relevant changes.</p>	<p>I have a high level of control over many materials and can select which is most effective. I can explore and experiment with my ideas using a range of materials making independent changes</p>
<p style="text-align: center;">Develop AO1</p>	<p>I can tell the difference between a primary and secondary source and I know if they are relevant to the project.</p>	<p>I can identify relevant primary and secondary sources and use them to develop my own work. I can assess if they are good sources</p>	<p>I can assess and select primary and secondary sources independently and show that I have used them in a creative way in my own work.</p>	<p>I can independently decide which primary and secondary sources are the most appropriate and use them to influence my own ideas.</p>