

Curriculum Overview

Subject: Maths

Year Group: 7



Students coming into Year 7 will undertake a test within the first two weeks to accurately assess them and help group them accordingly. They will then follow the scheme of work which is split into 2 schemes of work according to their pathway. Platinum and gold pathway are following the higher scheme of work. Silver and Bronze pathways follow the foundation scheme of work.

| TERM 1 | TERM 2 | TERM 3 |
|--|--|--|
| KNOWLEDGE/SKILLS Higher: <ul style="list-style-type: none"> • Number skills • Analysing and displaying data • Equations, functions and formulae • Fraction Foundation: <ul style="list-style-type: none"> • Number skills • Analysing and displaying data • Equations, functions and formulae • Graphs and sequences | KNOWLEDGE/SKILLS Higher: <ul style="list-style-type: none"> • Angles and shapes • Decimals • Equations Foundation: <ul style="list-style-type: none"> • Factors and multiples • Decimals and measures • Angles and lines | KNOWLEDGE/SKILLS Higher: <ul style="list-style-type: none"> • Multiplicative reasoning • Perimeter, area and volume • Sequences and graphs Foundation: <ul style="list-style-type: none"> • Measuring and shapes • Fractions, decimals and percentages • Transformations |
| KEY ASSESSMENTS <u>Half term 1:</u> Base line Assessment Autumn Term 1 Assessment <u>Half term 2:</u> End of Term 1 Assessment | KEY ASSESSMENTS <u>Half term 1:</u> Spring Term 1 Assessment <u>Half term 2:</u> End of Term 2 Assessment | KEY ASSESSMENTS <u>Half term 1:</u> Summer Term 1 Assessment <u>Half term 2:</u> End of Term 3 Assessment |

Extended reading suggestions and external resources:




Mathswatch - <https://vle.mathswatch.co.uk/vle/>; Mainly used for exam questions based on specific topics

Mathsbot - <https://mathsbot.com/>; differentiated activities to help build key skills as well as worksheets for consolidation of work.

MyMaths - <https://login.mymaths.co.uk/login>

Corbett Maths – <https://corbettmaths.com/>; 5-a-day questions which are good problem solving starter questions for all abilities.

Maths Year 7 Assessment Criteria

|  | Bronze  | Silver  | Gold  | Platinum  |
|---|---|---|---|---|
| Number | <p>Multiply and divide whole numbers by powers of 10. Multiply & divide decimals by powers of 10. Add and subtract decimals. Identify square numbers. Know the definition of and list the first 10 prime numbers. Know the definition of multiples and factors and to list them. Round whole numbers and round decimals to integers. Simplify fractions. Calculate simple percentages of amounts.</p> | <p>Round decimals. Multiply & divide decimals by single-digit whole numbers. Convert between ordinary numbers and numbers in standard form. Use square roots, cube and cube roots. Understand and apply BIDMAS. Write an integer as a product of its prime factors. Calculate the LCM & HCF using Venn diagrams. Add and subtract fractions. Calculate percentage of amounts with and without a calculator.</p> | <p>Calculate the LCM and HCF. Estimate answers to calculations with the use of rounding numbers. Round to significant figures. Multiply and divide numbers that are written in standard form. Convert between improper and mixed fractions. Convert between fractions, decimals and percentages. Compare and order fractions and/or decimals. Calculate percentage increase and decrease. Add, subtract, multiply and divide fractions.</p> | <p>Solve word problems involving HCF and LCM. Multiply & divide integers and decimals by a number between 0-1. Add & subtract numbers that are in standard form. Solve problems involving standard form. Add, subtract, multiply and divide mixed numbers. Solve word problems with percentage increase and decrease. Solve reverse and compound percentage problems. Calculate simple interest. Calculate compound interest.</p> |
| Algebra | <p>Plot coordinates in all four quadrants. Write and simplify linear expressions. Multiply single brackets by a positive integer. Calculate a term-to-term rule and continue a sequence. Generate sequences from patterns. Calculate the input and output of function machines (positive integers only).</p> | <p>Expand and simplify brackets Factorise linear expressions. Substitute positive and negative integers into expressions and formulae. Plot straight line graphs. Calculate the mid-point of a line. Generate a sequence from and calculate the nth term.</p> | <p>Expand double brackets with positives. Solve linear equations, with negatives and brackets. Substitute fractional and negative values into expressions. Plot straight line graphs including negatives. Calculate the gradient from a straight line. Problems involving the nth term.</p> | <p>Expand double brackets with negatives. Factorise quadratic expressions. Solve linear equations with unknowns on both sides. Rearrange formulae and use to solve problems. Plot straight line graphs without a table of values. Calculate the gradient from two points.</p> |

| | | | | |
|------------------------------------|--|---|--|---|
| <p>Ratio and proportion</p> | <p>Simplify ratios. Share an amount in a simple ratio. Convert between metric units of length. Convert between metric units of mass.</p> | <p>Convert fractions to a ratio, Share an amount in a given ratio. Use ratio to compare scale drawings to real life. Convert between metric units.</p> | <p>Write, simplify and divide a ratio given situations. Compare products to work out best buy. Solve simple problems involving direct proportion. Convert between metric units involving area.</p> | <p>Interpret and solve best buy deals. Calculate missing dimensions in similar shapes. Calculate the linear scale factor of similar shapes. Convert between currencies.</p> |
| <p>Geometry</p> | <p>Know the definition of regular and irregular polygon. Know the names of regular polygons up to decagon. Name the different angles, acute, obtuse, right-angle and reflex. Measure and draw angles accurately to the nearest degree. Understand the definition of parallel and perpendicular lines. Calculate the area and perimeter of rectangles/squares/triangles. Draw tessellations.</p> | <p>Classify quadrilaterals and triangles given their properties. Calculate area and perimeter of compound shapes involving rectangles. Calculate the circumference and area of a circle. Find missing angles in triangles and quadrilaterals. Identify and calculate angles on a straight line, around a point and vertically opposite angles; Reflect, translate and rotate a shape. Identify properties of 3D shapes.</p> | <p>Calculate the volume of a cuboid. Construct bisectors accurately. Construct a triangle given sides and angles. Calculate the area of a trapezium. Identify congruent shapes. Identify and calculate angles in parallel lines e.g.: alternate, corresponding & Co-interior. Enlarge any shape given a positive scale factor.</p> | <p>Calculate interior, exterior and the sum of angles in polygons. Calculate the volume of a prisms including cylinders. Calculate the surface area of prisms. Calculate the dimensions given the volume or surface area. Describe fully a single transformation. Answer problems involving angles in parallel lines. Enlarge a shape from a given centre of enlargement.</p> |
| <p>Probability and data</p> | <p>Draw and interpret bar charts for discrete data. Calculate the mode, mean and range from sets of data. Read and represent information, work out totals from a pictogram. Draw and interpret line graphs. Understand and use the probability scale from 0 to 1. Write probabilities in words or fractions, decimals and percentages. Draw a pie chart Use a template for the pie charts divided into 10ths.</p> | <p>Construct a pie chart. Plan and construct two-way tables. Use a scale from 0-1 to express and compare experimental and theoretical probabilities in a range of contexts. Calculate the probability of an event happening using theoretical probability. List all outcomes using dice, spinners and coins. Plot a scatter graph from data. Calculate the mode, median, mean and range from sets of data.</p> | <p>Construct and interpret pie charts. Calculate averages from frequency tables. Understand that the sum of probabilities of all mutually exclusive outcomes is 1. Use $1 - p$ to calculate the probability of an event not occurring. Calculate a missing probability from a list or two-way table. Complete Venn diagrams and use union and intersection notation. Draw and interpret scatter graphs including line of best fit.</p> | <p>Estimate the mean and median from grouped frequency tables. Display data with an appropriate graph. Work out probabilities from Venn diagrams. Understand and use experimental and theoretical probability to calculate estimated outcomes. Use a two-way table to calculate conditional probability. Construct and interpret real-life graphs. Calculate the probability of an event happening using relative frequency.</p> |